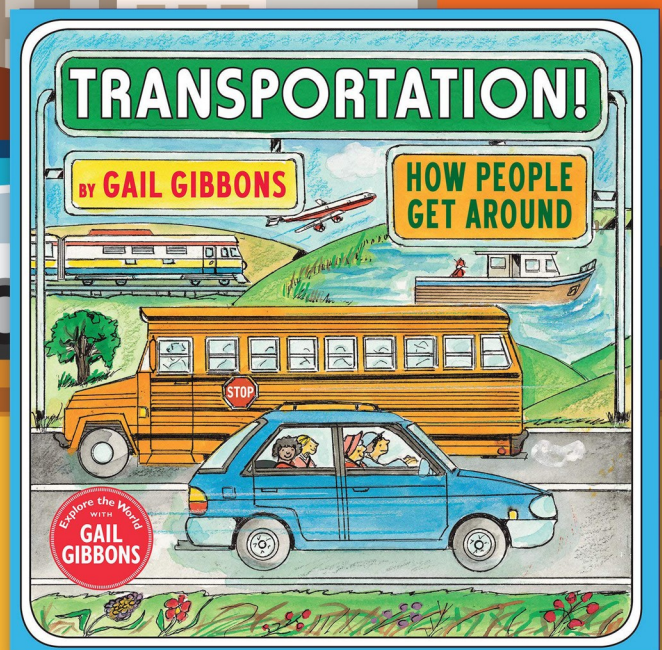


A Notebook Companion™ for  
*Transportation* by Gail Gibbons

LEARNING

ABOUT

Transportation





***Learning About Transportation: A Notebook Companion™ to Transportation! by Gail Gibbons***

by Carrie Fernandez and [WriteBonnieRose](#)

Images used courtesy of [Artifex](#).

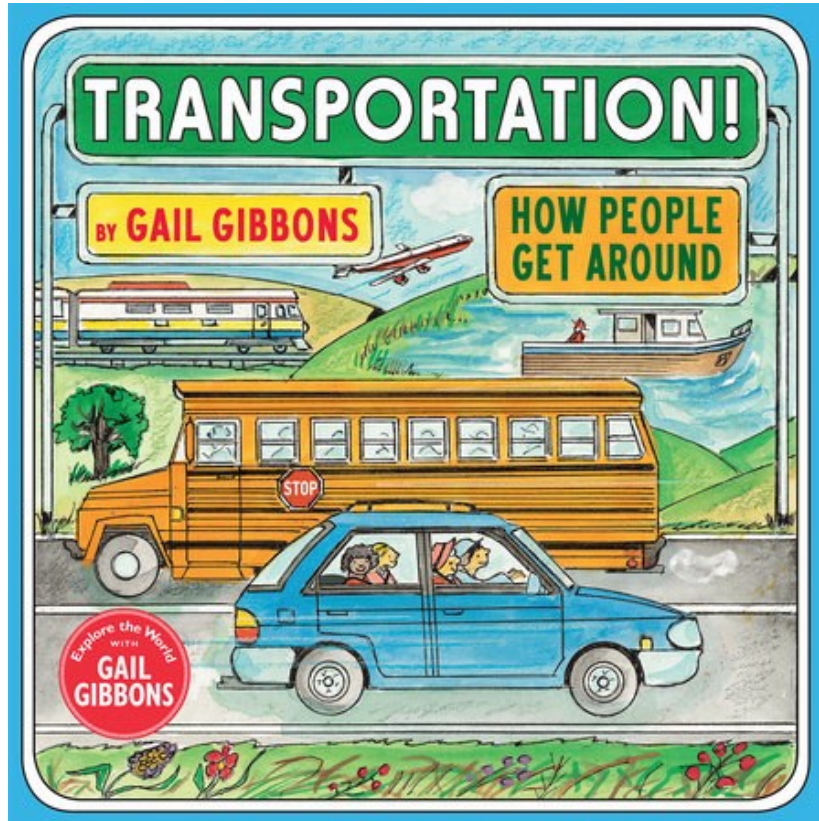
All rights reserved. No part of this work may be reproduced or distributed in any form by any means—graphic, electronic, or mechanical, including photocopying, recording, taping, or storing in information storage or retrieval systems—without the prior written permission from the publisher.

Original purchaser is granted permission to print copies for use within his or her immediate family only. For co-op licenses, please email [support@dailyskillbuilding.com](mailto:support@dailyskillbuilding.com).

## Table of Contents

|   |    |
|---|----|
| What is Notebooking? .....                  | 7  |
| How to Use This Notebook .....              | 9  |
| Transportation .....                        | 10 |
| Cars and Other Vehicles .....               | 13 |
| Trains .....                                | 16 |
| Aircraft .....                              | 18 |
| Boats .....                                 | 20 |
| Many Kinds of Vehicles.....                 | 22 |
| More Cars and Other Vehicles.....           | 23 |
| Public Transportation .....                 | 27 |
| Travel Vehicles.....                        | 32 |
| More Trains .....                           | 34 |
| More Aircraft .....                         | 42 |
| More Boats .....                            | 48 |
| Transportation in Space .....               | 55 |
| On the Go .....                             | 57 |
| Signs, Signals, and Navigational Aids ..... | 58 |
| Coloring Pages .....                        | 68 |

## **Acknowledgement**



*Transportation!*

Copyright © 2017 by Gail Gibbons

Cover image used by permission of [Holiday House Publishing, Inc.](http://www.holidayhousepublishing.com)

ISBN: 9780823441884

All Rights Reserved.

From cars and trains to planes and boats, people all around the world have developed diverse means and methods of travel. In this fascinating exploration of transportation, Gail Gibbons employs her signature, colorful artwork and accessible text to explain transportation choices to young readers. Vehicles of many kinds are clearly detailed, as are transportation-related facts and concepts such as carpooling and commuting. For young readers on the go, this book is a must-have!

## **Learning About Building & Moving**

Help your students learn about important parts of our everyday lives with the Learning About Building & Moving Set. Your kids can learn from age-appropriate text and bright, colorful illustrations that teach them about how wood-frame houses are built and the many kinds of trains and other types of vehicles people use to get from here to there. Along the way, they'll develop notebooking skills that can help them for years to come in every grade and subject.

Each book in this series features beautiful illustrations of the topics being explored. Each Notebook Companion™ gives your kids room to answer questions, write about what they've learned, and draw and sketch each example. They can also enjoy bonus coloring pages featuring some of the amazing things they've discovered. Come explore houses, trains, cars, buses, airplanes, and more with these three publisher-approved Notebook Companions.

[Discover all three Notebook Companions](#)



## **Daily Skill Building K-3 Notebooks**

Easy-to-Use, Open & Go Homeschool Resources

That Make Homeschooling Easier!



[www.dailyskillbuilding.com](http://www.dailyskillbuilding.com)

# NOTEBOOKING

## A Creative Kid's Favorite Way to Homeschool

Notebooking is a great way to learn that incorporates many different elements, such as open-ended questions, written narration, drawing and sketching, labeling diagrams, drawing maps, and more – all in the student's own words.

**Notebooking allows creative students to excel** and provides an opportunity to **document learned material in a customizable way**. Notebooking is a creative kid's favorite way to homeschool!

## What is Notebooking?

Notebooking is basically journaling. Your student's notebook will have a **written element and a visual component** and will be a compilation of important things in the form of **written narrations, sketches, and more** that document what has been learned.

## Customizable & Creative Individual Notebooks

When you are teaching multiple children of different ages, it's easy to use the notebook approach in your homeschool. All you need are good living books, someone to read them to your children (yourself or an older child), and a Notebook Companion™ or blank notebooking pages.

There are all sorts of **creative ways to customize a student's notebooking journal**. If you are using a three-ringed binder, it's easy to insert extras. Here are some examples of things you can add to your student's notebook: written narration, artwork, maps, timelines, field trip notes and pictures, creative writing assignments, graphic organizers, magazine clippings, paper crafts, brochures, essays and research papers (as they get older), book reports, copywork, vocabulary journal pages, poetry, charts and diagrams, photographs, and more!

## **Notebooking with Beginners**

If your child can draw and orally narrate back to you what they have learned, you can start notebooking with them. You may need to ask your child questions and write down what they say if they don't have the ability to write it for themselves. They will have a blast drawing what they see in their minds, and their notebooking journals will be treasured keepsakes for years to come.

As younger students progress with writing abilities, notebooking will be a familiar form of learning for them, and they will know what to do. You could also use a Notebook Companion™ specifically for younger children. We have Beginner's Notebook Companions™ for grades K-3 that incorporate drawing and narration as well as other activities such as coloring and matching when possible.

## **There's No Right or Wrong Way to Notebook**

Unlike worksheets and tests, notebooking doesn't have an answer key. There's no right or wrong way to do it. Since notebooking encourages creativity and individuality, your children may record totally different facts on their own pages, even after reading the same book.

Notebooking encourages out-of-the-box thinking, and you'll want to steer clear of requiring specific things to be detailed if you are using a blank notebook template or a sheet of blank paper. If you would like to use question prompts and boxes that provide space to draw specific things from the text, consider our Notebook Companions™, which are a great transition from worksheets to notebooking.

## **How Do I Grade a Notebook Page?**

You may be wondering if you need to correct or grade a student's notebook pages. A notebook page is not an essay or a research paper, and you don't want to mark it all up with a red pen. The idea is to encourage students to learn a ton, record facts they have learned, and allow them to ENJOY it! You can save grading papers and critiquing writing skills for when they are doing a composition assignment or a grammar lesson. Notebooking success is simply watching your students enjoy learning!



## **How to Use This Notebook Companion™**

All our Notebook Companions are self-paced. You simply use the Notebook Companion™ alongside the book it accompanies, and students complete the notebooking pages as you read through the book together or independently.

### ***Learning About Transportation***

#### **Notebook Companion™ for *Transportation!***

We've designed *Learning About Transportation* to be used with younger elementary students as well as older students as desired. The format of *Transportation!* is very appealing to young students, but the vocabulary in some parts is more than many young readers can read on their own. With that in mind, we suggest that you read the book aloud to your younger students and dictate the questions for them to answer. If they are unable to write their answers, you can record the answers for them.

This is a great way to introduce them to the idea and practice of notebooking, and you can customize it as much as you wish. For example, for the youngest students, you may wish to read the passages, ask them a few of the questions (but not all), record their answers, and have them draw the examples. For older students, you might ask them to complete all the questions and draw all of the examples.

## Transportation

What do people use to get around?

---


---

---


---

---

Draw a picture of a van.



Draw a picture of a compact car.



## *Learning About Transportation*

How do people choose what to use?

---

---


---

---

---

---


Draw a picture of a motorcycle.



Draw a picture of a sedan.



Draw a picture of a commuter bus.



## Cars and Other Vehicles

What two things do drivers and passengers travel on?

---

---

---

---

---

---

What is another name for cars?

---

---

---

---

---


---

Draw a picture of a city transit bus.




## *Learning About Transportation*

Draw a picture of a two-door pickup truck.



Draw a picture of a minivan and a scooter.






## *Learning About Transportation*

Draw a picture of a station wagon.



Draw a picture of a shuttle bus.



## Trains

What do trains move along?

---

---

---

---

---

---

What is another name for an elevated train?

---

---


---

---

---

---

Draw a picture of an elevated train. Be sure to label the railroad tracks.



## *Learning About Transportation*

What do people stand on while they wait to catch a commuter train?

---

---

---

---

---

---

Draw a picture of a commuter train. Be sure to draw and label the platform and show people waiting for the train to stop.



## Signs, Signals, and Navigational Aids

Draw a picture representing each sign, signal, or navigational aid and tell who it helps.

### **Speed Limits**

---


---

---


---

---

---



### **Stoplights**



---

---

---

---

---

---