


A Notebook Companion™ for
Deserts by Gail Gibbons

LEARNING

ABOUT

Deserts





Learning About Deserts: A Notebook Companion™ to Deserts by Gail Gibbons

by Carrie Fernandez and [WriteBonnieRose](#)

Images used courtesy of [Artifex](#).

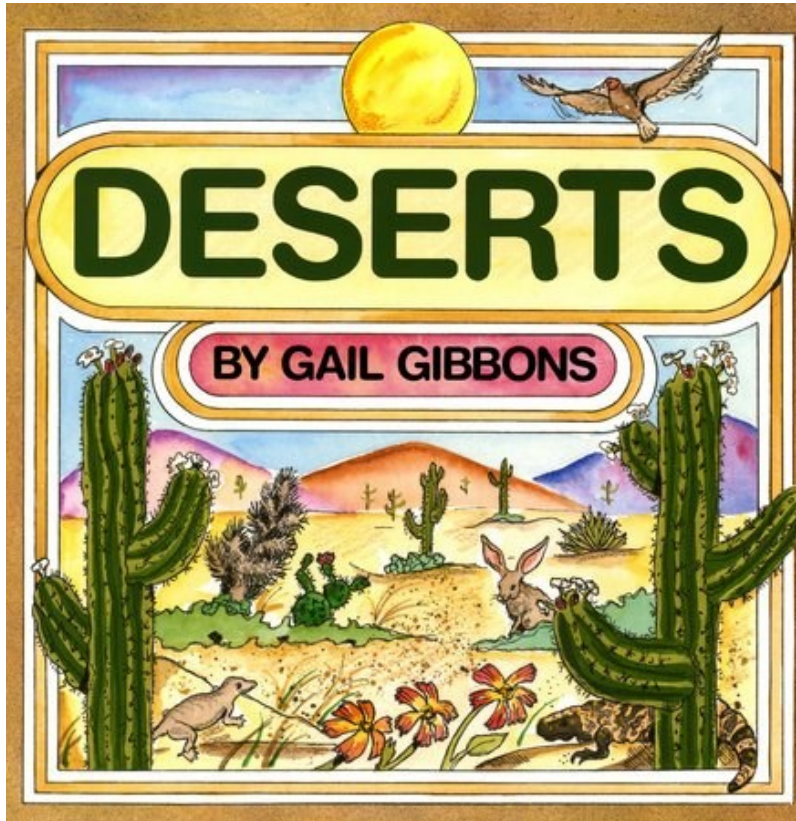
All rights reserved. No part of this work may be reproduced or distributed in any form by any means—graphic, electronic, or mechanical, including photocopying, recording, taping, or storing in information storage or retrieval systems—without the prior written permission from the publisher.

Original purchaser is granted permission to print copies for use within his or her immediate family only. For co-op licenses, please email support@dailyskillbuilding.com.

Table of Contents

What is Notebooking?	7
How to Use This Notebook & Note to Parents	9
The Desert	10
Some Deserts of the World.....	11
Kinds of Deserts	15
Desert Plants	20
The Desert at Night.....	33
Some People Live in Deserts	52
Desert Facts.....	59
Coloring Pages	64

Acknowledgement



Deserts

Copyright © 1996 by Gail Gibbons

Cover image used by permission of [Holiday House Publishing, Inc.](http://www.holidayhousepublishing.com)

ISBN: 9780823415199

All Rights Reserved.

Deserts is a fascinating introduction to deserts, exploring their characteristics and how plants, animals, and people live in them.

All of the plants and animals featured in this book appear in North America except for the Inland Taipan snake (Australia), the fennec fox and golden wheel spider (Africa), and camels (Central Asia, Africa, and the Middle East).

Learning About Habitats

Help your students learn about coral reefs, the deep ocean, and deserts with the Learning About Habitats Set. Your kids can learn from age-appropriate text and bright, colorful illustrations that teach them about how scientists study the deep ocean, many types of coral, the world of animals that make coral reefs their home, the fascinating plants and animals that live in the desert, and much more. Along the way, they'll develop notebooking skills that can help them for years to come in every grade and subject.

Each book in this series features beautiful illustrations of the topics being explored. Each Notebook Companion™ gives your kids room to answer questions, write about what they've learned, and draw and sketch each example. They can also enjoy bonus coloring pages featuring some of the amazing things they've discovered. Come explore coral reefs, the deep ocean, and the desert with these three publisher-approved Notebook Companions.

[Discover all three Notebook Companions](#)

Daily Skill Building K-3 Notebooks

Easy-to-Use, Open & Go Homeschool Resources

That Make Homeschooling Easier!



www.dailyskillbuilding.com

NOTEBOOKING

A Creative Kid's Favorite Way to Homeschool

Notebooking is a great way to learn that incorporates many different elements, such as open-ended questions, written narration, drawing and sketching, labeling diagrams, drawing maps, and more – all in the student's own words.

Notebooking allows creative students to excel and provides an opportunity to **document learned material in a customizable way**. Notebooking is a creative kid's favorite way to homeschool!

What is Notebooking?

Notebooking is basically journaling. Your student's notebook will have a **written element and a visual component** and will be a compilation of important things in the form of **written narrations, sketches, and more** that document what has been learned.

Customizable & Creative Individual Notebooks

When you are teaching multiple children of different ages, it's easy to use the notebook approach in your homeschool. All you need are good living books, someone to read them to your children (yourself or an older child), and a Notebook Companion™ or blank notebooking pages.

There are all sorts of **creative ways to customize a student's notebooking journal**. If you are using a three-ringed binder, it's easy to insert extras. Here are some examples of things you can add to your student's notebook: written narration, artwork, maps, timelines, field trip notes and pictures, creative writing assignments, graphic organizers, magazine clippings, paper crafts, brochures, essays and research papers (as they get older), book reports, copywork, vocabulary journal pages, poetry, charts and diagrams, photographs, and more!

Notebooking with Beginners

If your child can draw and orally narrate back to you what they have learned, you can start notebooking with them. You may need to ask your child questions and write down what they say if they don't have the ability to write it for themselves. They will have a blast drawing what they see in their minds, and their notebooking journals will be treasured keepsakes for years to come.

As younger students progress with writing abilities, notebooking will be a familiar form of learning for them, and they will know what to do. You could also use a Notebook Companion™ specifically for younger children. We have Beginner's Notebook Companions™ for grades K-3 that incorporate drawing and narration as well as other activities such as coloring and matching when possible.

There's No Right or Wrong Way to Notebook

Unlike worksheets and tests, notebooking doesn't have an answer key. There's no right or wrong way to do it. Since notebooking encourages creativity and individuality, your children may record totally different facts on their own pages, even after reading the same book.

Notebooking encourages out-of-the-box thinking, and you'll want to steer clear of requiring specific things to be detailed if you are using a blank notebook template or a sheet of blank paper. If you would like to use question prompts and boxes that provide space to draw specific things from the text, consider our Notebook Companions™, which are a great transition from worksheets to notebooking.

How Do I Grade a Notebook Page?

You may be wondering if you need to correct or grade a student's notebook pages. A notebook page is not an essay or a research paper, and you don't want to mark it all up with a red pen. The idea is to encourage students to learn a ton, record facts they have learned, and allow them to ENJOY it! You can save grading papers and critiquing writing skills for when they are doing a composition assignment or a grammar lesson. Notebooking success is simply watching your students enjoy learning!

How to Use This Notebook Companion™

All our Notebook Companions are self-paced. You simply use the Notebook Companion™ alongside the book it accompanies, and students complete the notebooking pages as you read through the book together or independently.

Learning About Deserts

Notebook Companion™ for *Deserts*

We've designed *Learning About Deserts* to be used with younger elementary students as well as older students as desired. The format of *Deserts* is very appealing to young students, but the vocabulary in some parts is more than many young readers can read on their own. With that in mind, we suggest that you read the book aloud to your younger students and dictate the questions for them to answer. If they are unable to write their answers, you can record the answers for them.

This is a great way to introduce them to the idea and practice of notebooking, and you can customize it as much as you wish. For example, for the youngest students, you may wish to read the passages, ask them a few of the questions (but not all), record their answers, and have them draw the examples. For older students, you might ask them to complete all the questions and draw all of the examples.

Note to Parents


The first page of *Deserts* discusses the age of deserts (age of the earth). No questions are asked that require reading this page, but the maps on this page are needed for the drawing assignments.

The Desert

What is daytime like in the desert?

How much does it rain in most deserts?

Draw a picture to show daytime in the desert.



Some Deserts of the World

Where are most dry, hot deserts located?


How hot does it get when the sun is out?

Why does it get cooler so fast when the sun sets?

What is the equator?


Learning About Deserts

Draw and label a picture showing North American deserts.




Learning About Deserts

Draw and label a picture showing South American deserts.



Learning About Deserts

Draw and label a picture showing African, Asian, and Australian deserts.



Kinds of Deserts

What are the two kinds of deserts?


About one-fifth of all deserts are which type?

Do all sandy deserts look the same?


What is a dune?

Learning About Deserts

Draw a picture of a sandy desert.



Draw a picture of a rocky desert.



What sometimes wears rocks into odd shapes?

What causes rocks to crack and pieces to break away?


How does the rain often come down?

What does water go into when it evaporates?

Desert Facts

Draw a picture representing each fact and describe it on the lines.

Atacama Desert



Sahara Desert

