



For All Ages

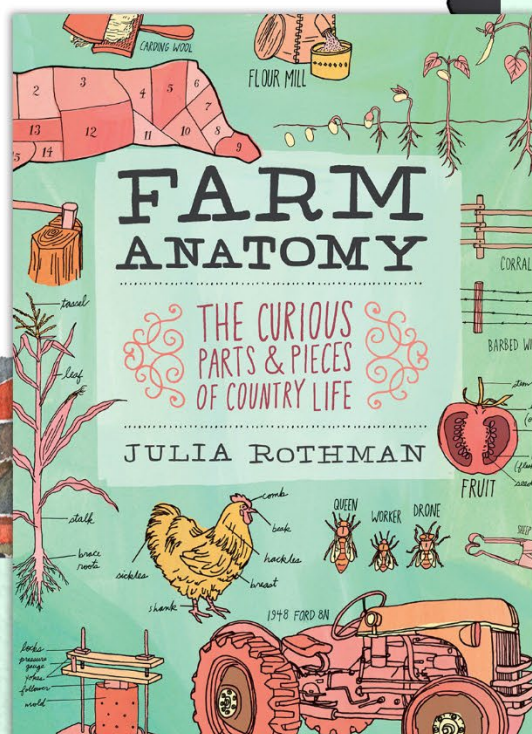


FARM

Blank Notebook & Coloring Pages for

FARM ANATOMY

BONUS ADD-ON





©2022, Daily Skill Building

Cover Design: Daily Skill Building

All rights reserved. No part of this work may be reproduced or distributed in any form by any means--graphic, electronic, or mechanical, including photocopying, recording, taping, or storing in information storage or retrieval systems—without the prior written permission from the publisher.

Original purchaser is granted permission to print copies for use within his or her immediate family only. For co-op licenses, please email support@dailyskillbuilding.com.

Notebook Companions available for the Julia Rothman Collection


Visit dailyskillbuilding.com for more information.



The chapter coloring pages included do not use Julia Rothman's artwork and are simply meant to match the theme of each chapter.

CHAPTER ONE

Breaking Ground



LAYERS OF THE SOIL



SAW


TOPSOIL CHART



A series of horizontal lines for writing notes, with a large, diagonal, light gray watermark reading 'SAMPLE' overlaid across them.

CHAPTER TWO

Raised in a Barn



BARN STYLES



A series of horizontal lines for writing, spanning the width of the page. The lines are evenly spaced and extend across the page, providing a space for notes or descriptions.

TIMBER CONSTRUCTION



A series of horizontal lines for writing notes, overlaid with a large, diagonal 'SAMPLE' watermark.


FARM BUILDINGS



A series of horizontal lines for writing, intended for a description of the farm buildings. A large, light gray 'SAMPLE' watermark is diagonally across the page, passing through these lines.

CHAPTER THREE

Tools of the Trade



AMPLE

SAMPLE

TRACTOR IMPLEMENTS



A series of horizontal lines for writing notes, with a large, light gray 'SAMPLE' watermark diagonally across the page.

HOW TO PLOW A FIELD



SAW



CHAPTER FOUR

Plant a Seed

AVERAGE FROST DATES




VEGETABLE ANATOMY



A series of horizontal lines for writing notes, with a large, light gray 'SAMPLE' watermark diagonally overlaid across the page.

CHAPTER FIVE

Separating the Sheep from the Goats



ANIMAL TERMS



A series of horizontal lines for writing, spanning the width of the page. The lines are evenly spaced and extend from the left margin to the right margin.

PARTS OF A ROOSTER



A series of ten horizontal lines for writing, located in the lower half of the page. A large, diagonal, light gray watermark reading 'SAMPLE' is overlaid across the entire page, including these lines.

Country Wining and Dining



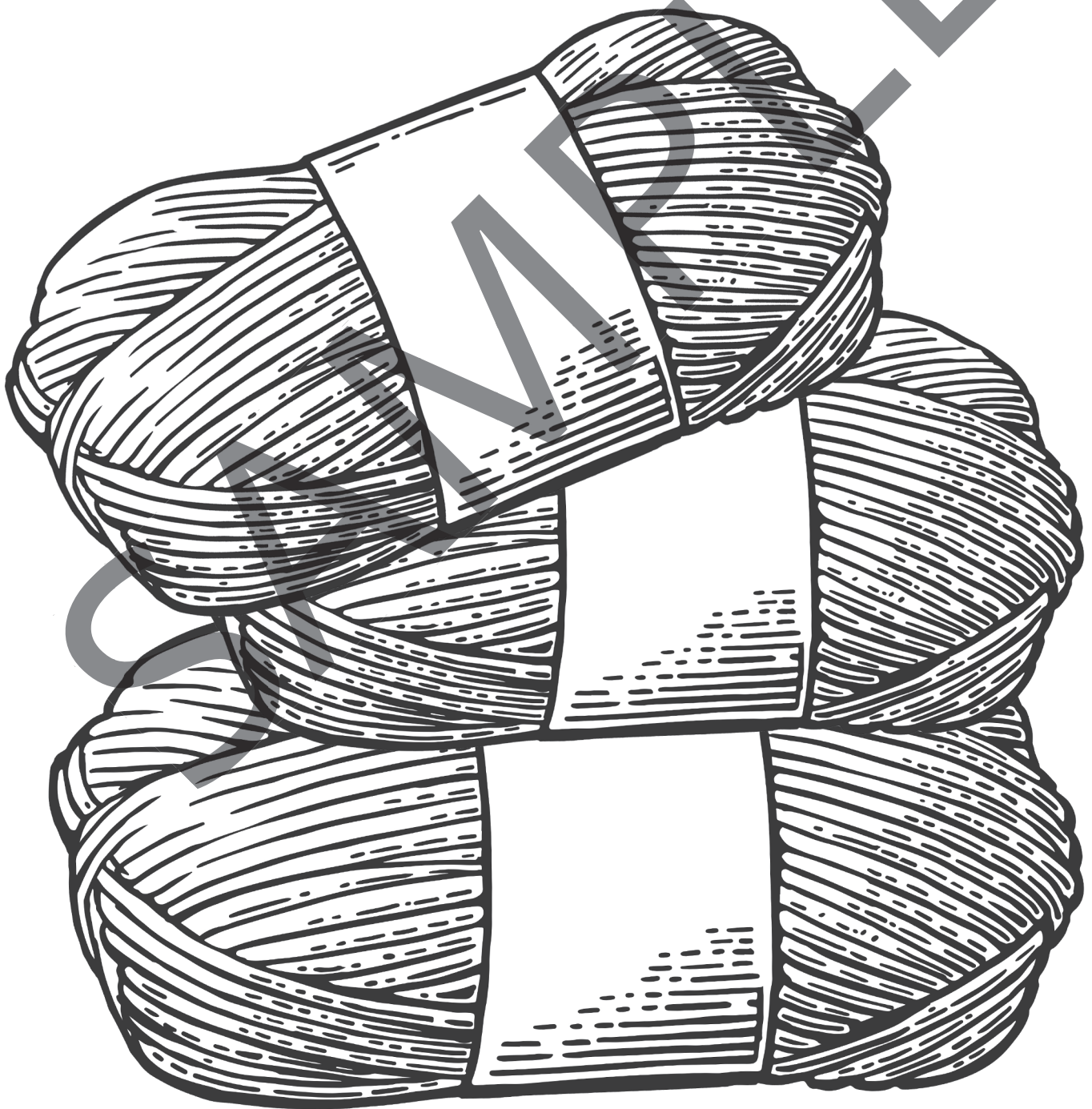
IN AN OLD-FASHIONED COUNTRY KITCHEN



A series of horizontal lines for writing, intended for a story or description. The lines are evenly spaced and extend across the width of the page. A faint, diagonal watermark that reads "SAMPLE" is visible across the lines.

CHAPTER SEVEN

Spinning a Yarn



CARDING & SPINNING YARN



A series of horizontal lines for writing notes, with a large, light gray 'SAMPLE' watermark diagonally placed across the page.

NATURAL DYES



A series of horizontal lines for writing, with a large, light gray, diagonal watermark reading 'SAMPLE' overlaid across them.